



Stacey Gilmour
Governance & Scrutiny Officer
Direct: 020 8132 1383

e-mail: stacey.gilmour@enfield.gov.uk

CRIME SCRUTINY PANEL

Thursday, 12th September, 2019 at 7.30 pm in the Conference Room, Civic Centre, Silver Street, Enfield, EN1 3XA

Membership:

Councillors: Lee David-Sanders, Daniel Anderson, Anne Brown, Katherine Chibah, Ergun Eren, Dino Lemonides, Hass Yusuf and Chris Dey

AGENDA

1. WELCOME AND APOLOGIES

2. DECLARATIONS OF INTEREST

Members of the Council are invited to identify any disclosable pecuniary, other pecuniary or non-pecuniary interests relevant to the items on the agenda.

3. PARKS - TO FOLLOW

To receive an update from the Police on issues of safety and vandalism.

4. SSCB PERFORMANCE AND STRATEGIC PRIORITIES (Pages 1 - 20)

To receive an update from Andrea Clemons, Head of Community Safety.

5. UPDATE FROM THE LONDON FIRE BRIGADE (Pages 21 - 22)

To receive an update from the London Fire Brigade on the work they are doing to reduce crime.

6. MINUTES OF THE MEETINGS HELD ON 28 MARCH AND 13 JUNE 2019 (Pages 23 - 36)

To agree the minutes of the meetings held on the 28th March and 13th June 2019.

7. WORK PROGRAMME 2019/20 (Pages 37 - 38)

To note the Work Programme 2019/20.

8. DATES OF FUTURE MEETINGS

To note the dates of future meetings as follows:

- 28th January 2020
- 17th March 2020

These meetings will start at 7:30pm.

REPORT TO: CRIME SCRUTINY PANEL**DATE:** 12th September 2019**REPORT TITLE:** Crime Performance Update - August 2017 to July 2019**REPORT AUTHOR/S:** Andrea Clemons / Dawn Evans**PURPOSE OF REPORT:** For information update and comment**SUMMARY:** To note performance against SSCB Priorities**1. BACKGROUND**

- **Summary**

Total Notifiable Offences in Enfield have increased by 9% in the year ending July 2019. In London, there has been a smaller increase of 6.3% in the same period.

Residential Burglaries in Enfield have increased by 9.1% in the year ending July 2019.

In the year ending July 2019, there were 414 Serious Youth Violence victims in Enfield compared to 390 the previous year ending July 2018. This equates to a 6.2% increase in the borough. London experienced a minimal 0.05% decrease in the same period. Enfield is currently the 2nd highest borough in London for Serious Youth Violence victims.

Domestic Abuse Violence with Injury has increased in Enfield by 5.4% in the year to July 2019.

ASB calls have increased in Enfield by 4.2% in the year ending July 2019, compared to same period in the previous year.

Table 1: The below table displays the overall performance of Enfield's Safer and Stronger Communities Board priorities compared to London in the year to July 2019, compared to the previous year.

Enfield SSCB Priorities							
Enfield Charts	Enfield 01/08/2017 to 31/07/2018	Enfield 01/08/2018 to 31/07/2019	Enfield % Change	London Charts	London 01/08/2017 to 31/07/2018	London 01/08/2018 to 31/07/2019	London % Change
Residential Burglary	2403	2622	9.1%	Residential Burglary	58959	60176	2.1%
Violence Against the Person	6802	7614	11.9%	Violence Against the Person	206814	216501	4.7%
Non-Domestic Abuse VWI Offences	1618	1682	4.0%	Non-Domestic Abuse VWI Offences	53708	53348	-0.7%
Domestic Abuse Incidents	5680	5754	1.3%	Domestic Abuse Incidents	141628	142019	0.3%
Domestic Abuse VWI	928	978	5.4%	Domestic Abuse VWI	24091	23736	-1.5%
Serious Youth Violence	390	414	6.2%	Serious Youth Violence	8074	8070	-0.05%
Knife Crime	603	666	10.4%	Knife Crime	15015	14886	-0.9%
Knife Crime Possession Offences	167	197	18.0%	Knife Crime Possession Offences	5562	5394	-3.0%
Knife Crime with Injury Offences	182	160	-12.1%	Knife Crime with Injury Offences	4692	4039	-13.9%
Knife Crime Injury Victims Aged 1-24	95	86	-9.5%	Knife Crime Injury Victims Aged 1-24	2186	1795	-17.9%
Knife Crime With Injury Non DA Victims under 24	91	78	-14.3%	Knife Crime With Injury Non DA Victims under 24	2058	1680	-18.4%
Robbery of Personal Property	1059	1350	27.5%	Robbery of Personal Property	31176	34105	9.4%
Gun Crime Offences	108	105	-2.8%	Gun Crime Offences	2489	2180	-12.4%
Gun Crime Lethal Barrel Only	10	17	70.0%	Gun Crime Lethal Barrel Only	402	338	-15.9%
Gun Crime Robbery	37	29	-21.6%	Gun Crime Robbery	626	532	-15.0%
Acid Attacks Offences	25	11	-56.0%	Acid Attacks Offences	339	296	-12.7%
Sexual Offences	627	620	-1.1%	Sexual Offences	20574	20184	-1.9%
Rape Offences	265	254	-4.2%	Rape Offences	8260	7982	-3.4%
Hate Crime	498	524	5.2%	Hate Crime	21504	22797	6.0%
ASB Calls	8850	9218	4.2%	ASB Calls	243365	263266	8.2%
TNO	26843	29267	9.0%	TNO	831843	884562	6.3%

*Figures in Table 1 were downloaded from Metstats2 on 7th August 2019

Keeping young people safe and reducing their risks from crime

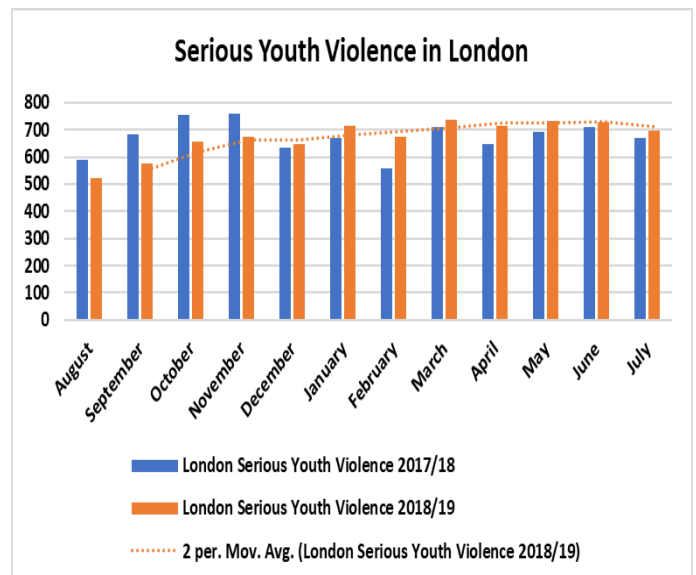
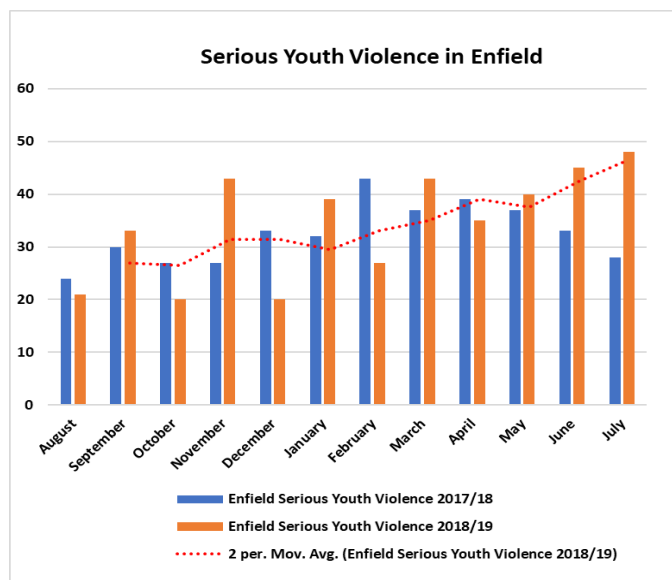
- **Serious Youth Violence**

There were 414 Serious Youth Violence victims¹ in Enfield in the year ending July 2019, a 6.2% increase, compared to the same time in 2018, when 390 victims were recorded. London experienced a minimal 0.05% decrease in the same year, recording 8074 victims to July 2018 and 8070 by year ending July 2019 a difference of 4 victims.

The borough of Enfield recorded the second highest number of Serious Youth Violence victims out of all the 32 London boroughs, marginally ahead of our bordering borough Haringey recording 413 victims. Currently the borough of Westminster is the highest borough, recording 521 victims in the same period. On average, Enfield recorded 34 serious youth violence victims a month in the last year, equating to just over one victim per day.

The year ending July 2019 has not followed the same trend as the last 4 months of 2018. As shown in chart 1, there has been a continuous increase in the number of victims in the last 4 months, unlike the same time the previous year, when there was a decline in victims. Whereas, the number of victims recorded in London has remained relatively consistent since April 2019.

Charts 1&2: The below charts show the year comparison for Serious Youth Violence in the year ending July 2019 in Enfield and London.



¹ **Serious Youth Violence** is defined as any offence of Most Serious Violence or Weapon enabled crime, where the victim is aged 1-19. This measure shows the number of victims aged 1-19 of these offences.

Table 2: The below table shows the percentage change for Serious Youth Violence for all London Boroughs to the end of July 2019, compared to year ending July 2018.

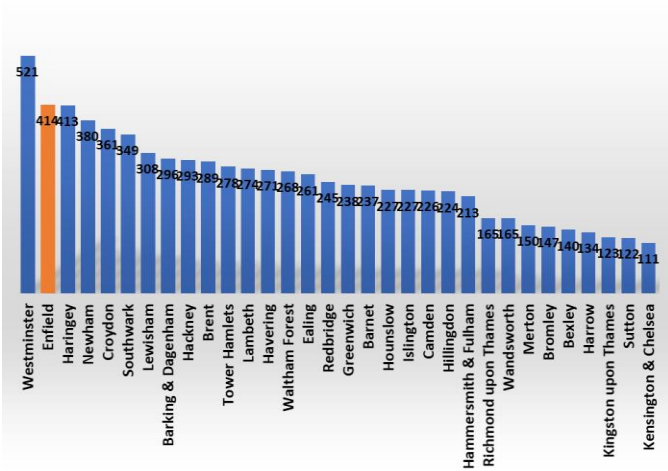
Borough Name	Serious Youth Violence Aug 2017 to July 2018	Serious Youth Violence Aug 2018 to July 2019	% Change	Position	Population age 1-19 Mid Year Projections 2017	SYV Rate per 1000 pop aged 1-19
Westminster	279	521	86.7%	1	47,692	11
Enfield	390	414	6.2%	2	86,585	5
Haringey	336	413	22.9%	3	62,667	7
Newham	362	380	5.0%	4	66,485	6
Croydon	436	361	-17.2%	5	88,410	4
Southwark	394	349	-11.4%	6	97,163	4
Lewisham	274	308	12.4%	7	69,413	4
Barking & Dagenham	250	296	18.4%	8	79,987	4
Hackney	208	293	40.9%	9	69,953	4
Brent	358	289	-19.3%	10	58,742	5
Tower Hamlets	326	278	-14.7%	11	70,914	4
Lambeth	411	274	-33.3%	12	64,042	4
Havering	265	271	2.3%	13	64,092	4
Waltham Forest	322	268	-16.8%	14	67,721	4
Ealing	248	261	5.2%	15	83,969	3
Redbridge	256	245	-4.3%	16	65,416	4
Greenwich	245	238	-2.9%	17	77,803	3
Barnet	202	237	17.3%	18	52,756	4
Hounslow	218	227	4.1%	19	63,915	4
Islington	229	227	-0.9%	20	44,003	5
Camden	304	226	-25.7%	21	93,869	2
Hillingdon	251	224	-10.8%	22	36,607	6
Hammersmith & Fulham	149	213	43.0%	23	75,743	3
Richmond upon Thames	111	165	48.6%	24	75,820	2
Wandsworth	209	165	-21.1%	25	63,587	3
Merton	119	150	26.1%	26	58,904	3
Bromley	236	147	-37.7%	27	46,225	3
Bexley	192	140	-27.1%	28	59,404	2
Harrow	138	134	-2.9%	29	47,418	3
Kingston upon Thames	97	123	26.8%	30	40,164	3
Sutton	141	122	-13.5%	31	48,594	3
Kensington & Chelsea	118	111	-5.9%	32	29,357	4

Enfield has the 4th largest youth population aged 1-19² in London accounting for just over a quarter of the total population. When considering the rate of SYV per 1000 population aged 1-19, Enfield recorded a rate of 5 over the last year.

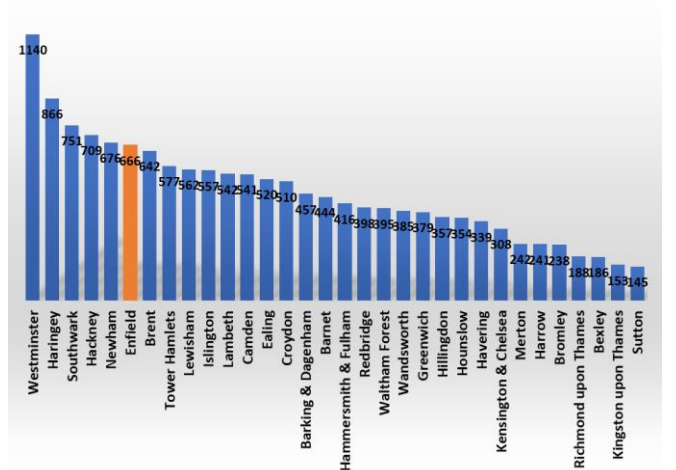
Charts 3-12: The below graphs show Enfield's position out of the 32 London boroughs for weapon enabled offences recorded to the year ending July 2019.

² ONS Mid-Year population estimates 2017

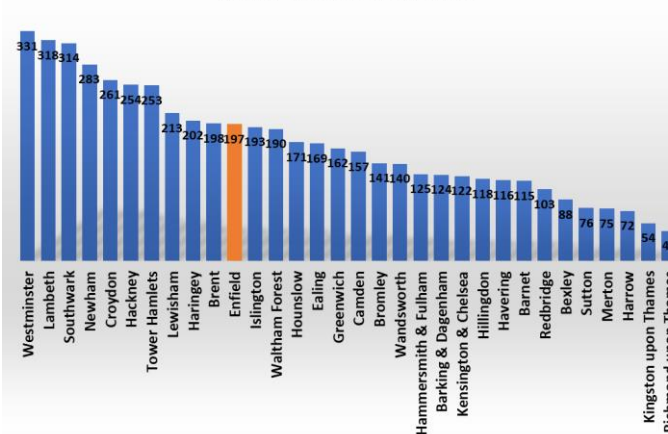
Serious Youth Violence



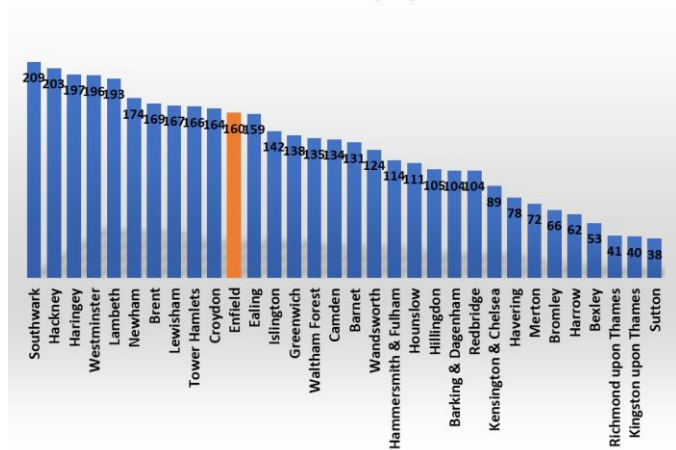
Knife Crime Offences



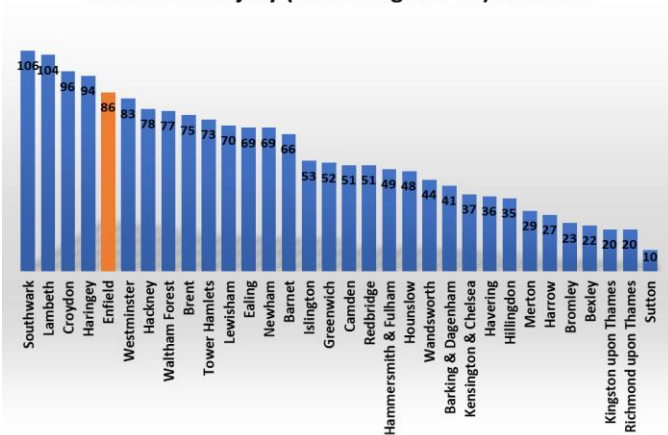
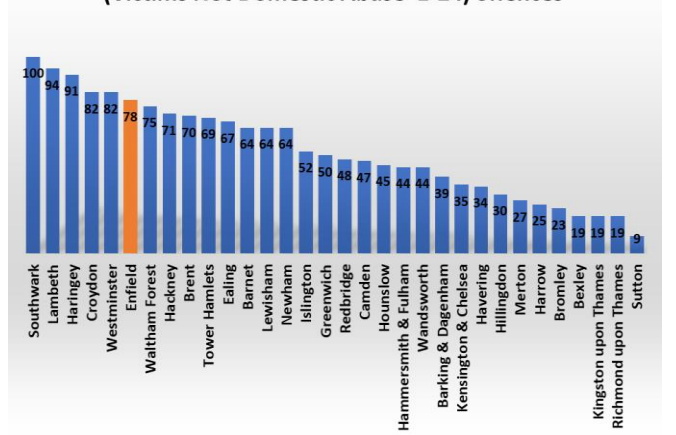
Knife Possession Offences



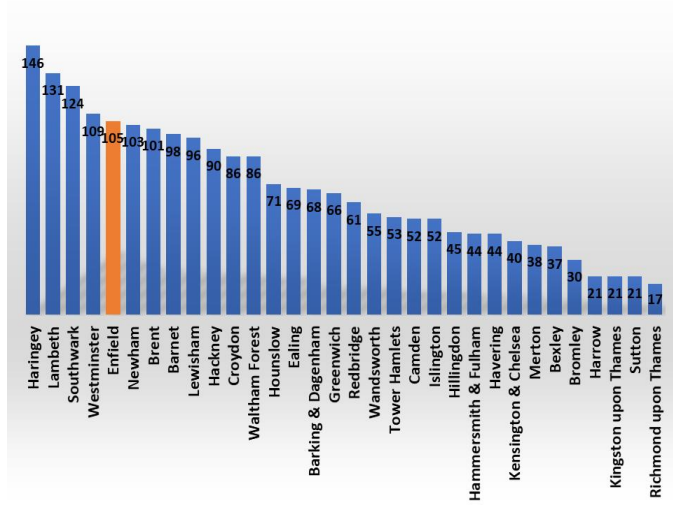
Knife Crime With Injury Offences



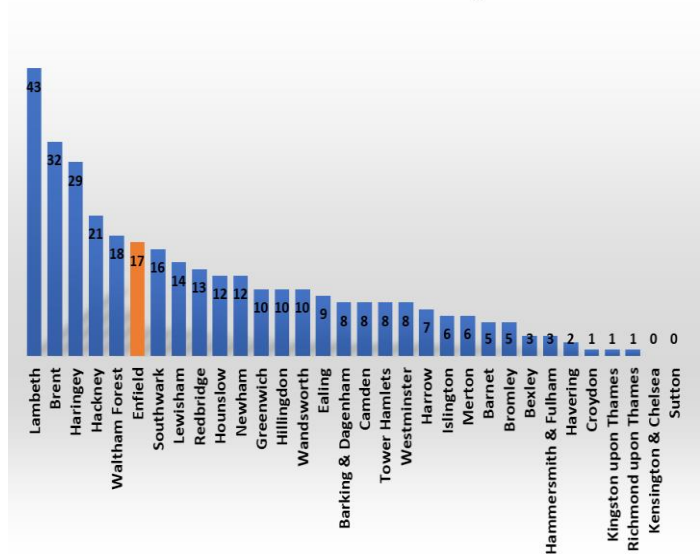
Knife Crime Injury (Victims aged 1-24) Offences

Knife Crime Injury
(Victims Not Domestic Abuse 1-24) offences

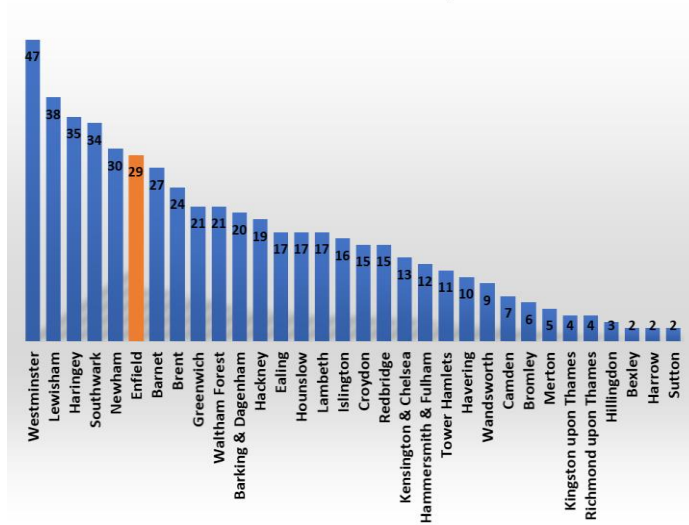
Gun Crime Offences



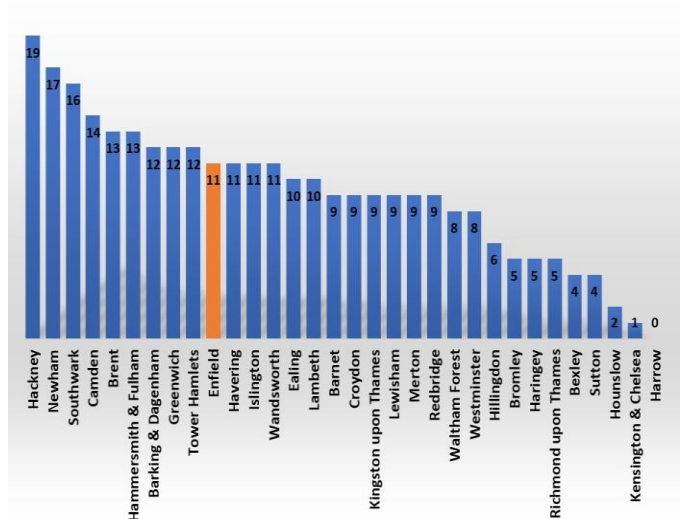
Gun Crime Lethal Barrelled Discharged Offences



Gun Crime Personal Robbery Offences



Acid Attack Offences

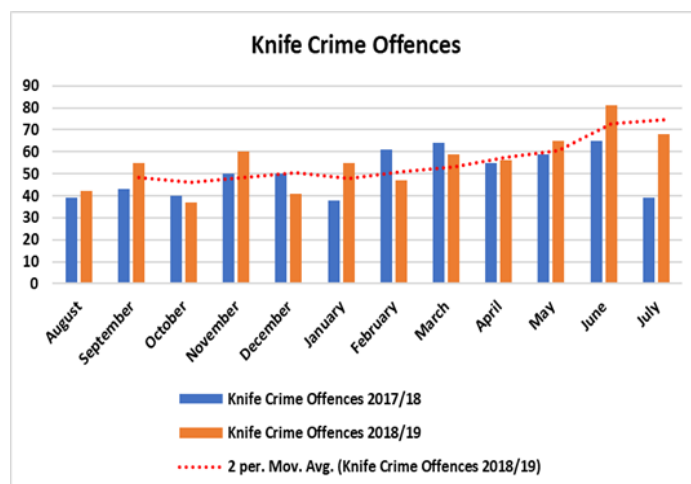


- **Knife Crime in Enfield**

In the year ending July 2019 Knife Crime³ in Enfield has increased by 10.4%, compared to the previous year. London has experienced a small decrease of 0.9% in the same period.

On average there has been 56 knife crime offences per month in the year ending July 2019, compared to 50 per month the previous year.

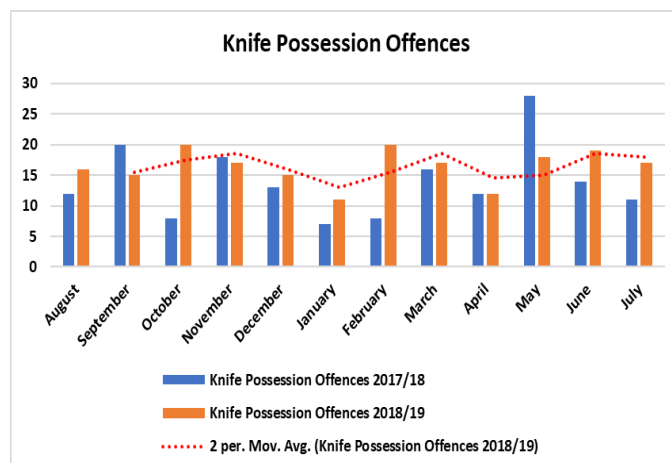
Knife Crime offences have continued to rise month on month since April 2019, with June 2019 recording 81 offences the highest number of offences this year, falling to the 2nd highest level of 68 offences in July 2019.



- **Knife Crime Possession Offences**

In the year ending July 2019 Knife Crime Possession offences increased by 18%, compared to the previous year. London has experienced a 3% reduction in the same period.

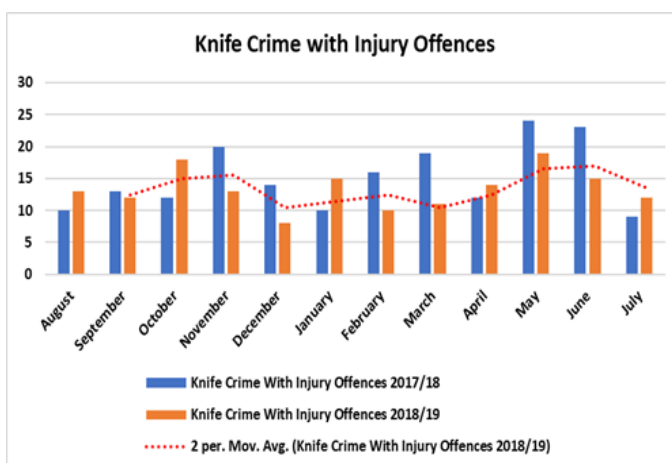
Offences have begun to increase in Enfield again from May 2019 onwards, after a dip in April 2019.



- **Knife Crime with Injury**

In the year ending July 2019 Knife Crime Injury offences had decreased by 12.1%, recording 160, compared to previous year of 182. In London there was a reduction of 13.9%.

Since February 2019, knife crime with injury offences were increasing month on month, however, in July 2019 this trend ended, and offences have fallen recording 12, compared to 15 the previous month.



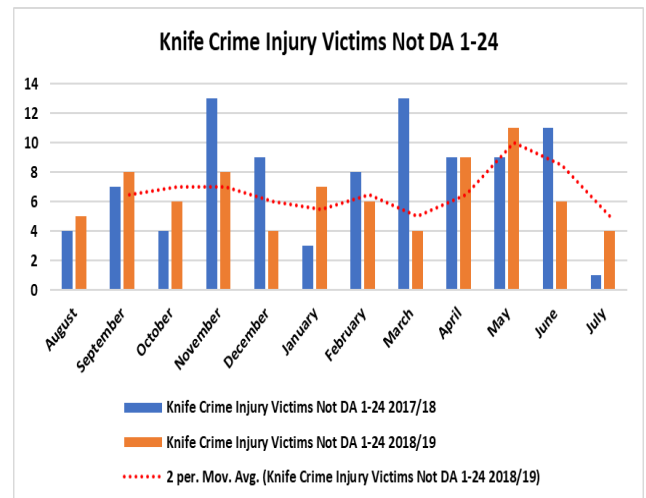
³ **Knife crime** is defined in as an offence of homicide, attempted murder, assault with intent to cause harm, assault with injury, threats to kill, sexual offences (including rape) and robbery or where a knife or sharp instrument has been used to injure, used as a threat, or the victim was convinced a knife was present during the offence.

- **Non-Domestic Knife Crime Injury Victims Not DA Under 24**

Non-Domestic Knife Crime victims under 24 make up 49% (n=78) of all knife crime injury victims in Enfield and overall there has been a reduction of 14.3%, with 78 victims in the last year, compared to 91 the previous year.

In London there was a reduction of 18.4% recording 1680 victims, compared to 2058 the previous year.

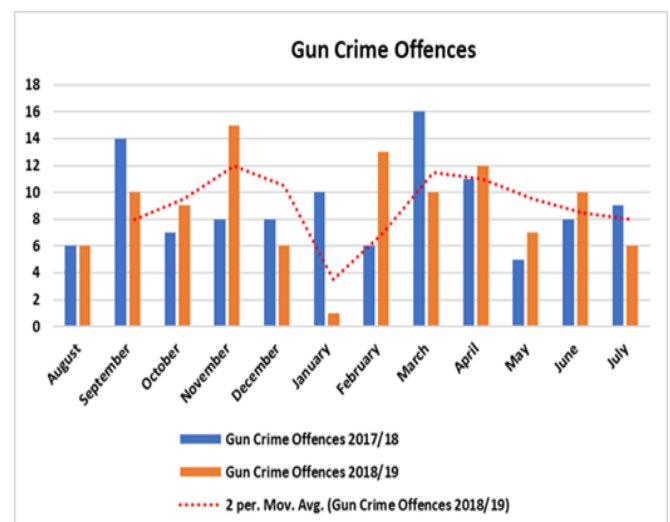
Like knife crime injury, victims of knife crime under 24 have also experienced a further decline in offences in July 2019, after a continual rise since March to May 2019.



- **Gun Crime**

Gun crime⁴ offences in Enfield decreased by 2.8%, recording 105 offences in the last year to July 2019, compared to 108 the previous year. London experienced a 12.4% decrease in the same period.

Although there has been a decrease in gun offences year on year, there has been an increase in offences in June 2019 to 10 offences, the numbers declined to 6 in July 2019.



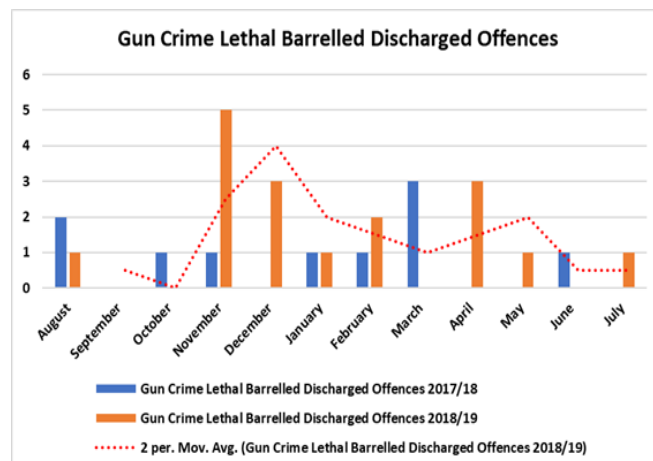
⁴ **Gun Crime** is defined as an offence where a Firearm has been fired, any Firearm has been used as a blunt instrument to cause injury to a person, a Firearm has been intimidated and the victim was convinced a weapon was present or a Firearm has been used as a threat.

- **Gun Crime Lethal Barrelled Discharged Offences**

Gun crime lethal barrelled offences in Enfield recorded 17 in the year to July 2019, compared to 10 the previous year, despite the relatively low numbers this constitutes an increase of 70%. London experienced a decrease of 15.9% in the same period.

There was a spike in offences throughout the year in the months of November and December 2018.

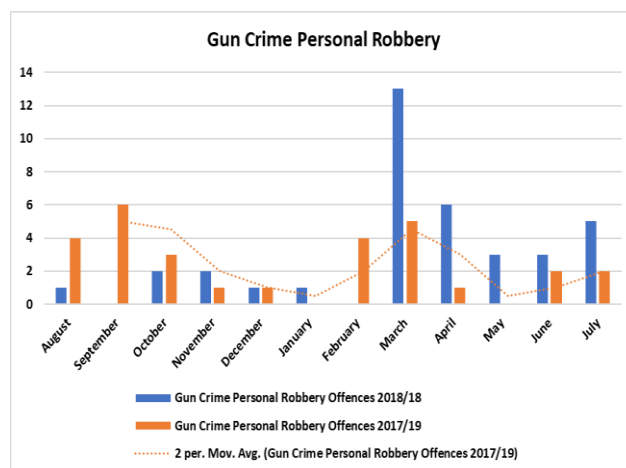
In June 2019 there were no offences recorded, whereas there was 1 in July 2019.



- **Gun Crime Personal Robbery**

By year ending July 2019, Enfield recorded a total of 29 Gun Crime Personal Robbery offences, compared to 37 recorded the previous year a decrease of 21.6%. London recorded a smaller decrease of 15%.

In July 2019 there was 1 offence recorded, compared to the previous month of May 2019 that did not record any offences. A single offence was also recorded in July 2019.

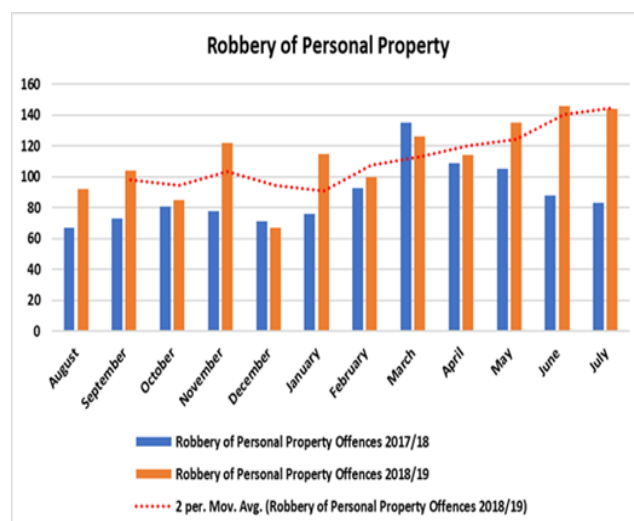


- **Robbery of Personal Property Offences**

Robbery of personal property offences in Enfield increased by 27.5% recording 1350 in the year ending July 2019, compared to 1059 the previous year. In London there was an increase of 9.4% in the same period.

Robbery of personal property offences in the last 4 months have increased significantly on the borough and does not follow last year's trend, that saw offences decrease in the same 4 months. This trend is particularly similar to the pattern of Serious Youth Violence victims.

In June 2019, offences increased by 12 offences recording 146, compared to the previous month

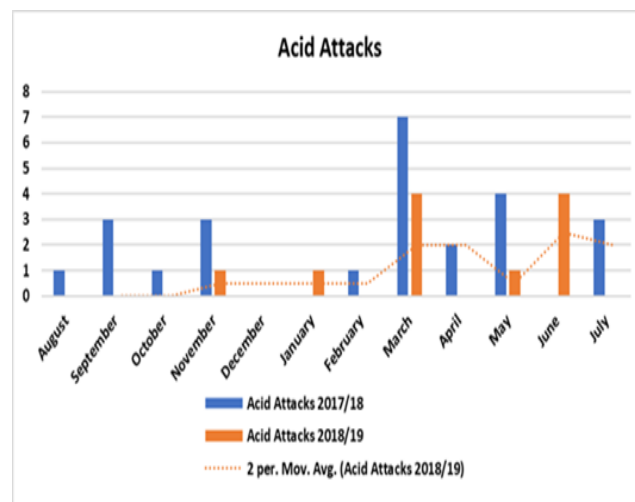


May 2019 recording 135 offences, in July 2019 the numbers remained high with 144 offences recorded.

- **Acid Attacks**

In the year ending July 2019, there has been 11 acid attacks recorded in Enfield, compared to 25 recorded the previous year, which is a 56% reduction.

No attacks were recorded in July 2019.



Reducing Burglary and Keeping People Safe in the Home

- **Residential Burglary**

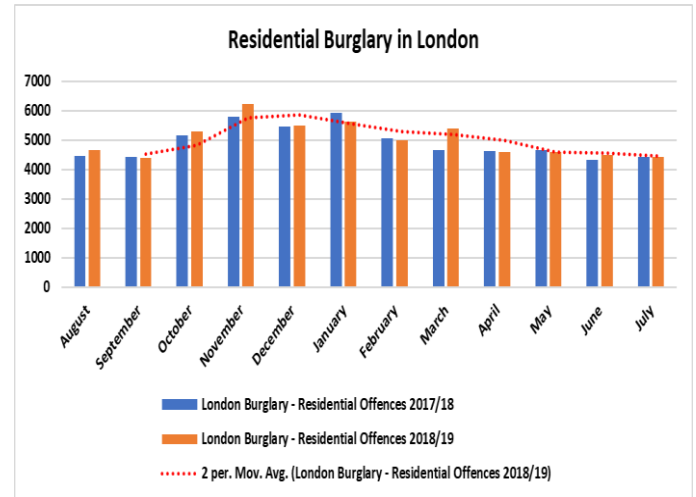
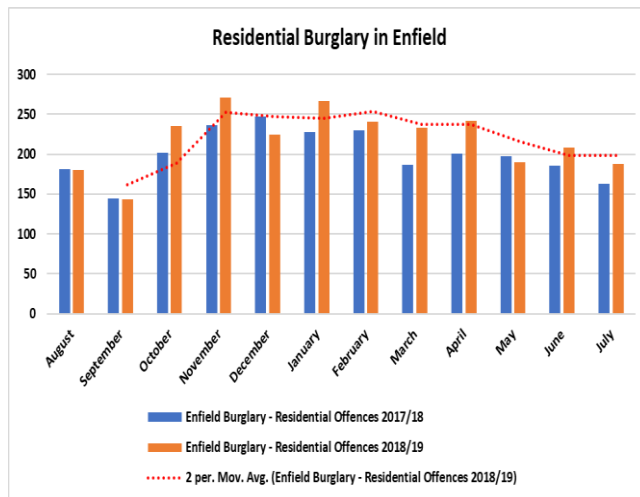
There were 2622 Residential Burglaries in Enfield in the year ending July 2019, compared to 2403 in the previous year, an increase of 9.1%. Enfield is significantly above London which recorded an increase of 2.1% in the same period.

Enfield is a large borough with an estimated 131,707 households (GLA Estimates 2017) which equates to a rate of 20 residential burglaries in the last year per 1000 households in Enfield, compared to 22 residential burglaries⁵ in our neighbouring borough Haringey.

Since January 2019, there has been a steady decline in residential burglaries in Enfield following the same pattern that occurred in the previous year. July 2019 recorded the lowest month this calendar year with 188 offences which was higher than the same time last year.

Charts 13 & 14: The below charts show the Enfield and London Residential Burglaries year comparison

⁵ Haringey recorded 2589 residential burglaries in the year ending July 2019 and is estimated to have 117,214 households in the borough (GLA estimates 2017).



London Fire Brigade Enfield

- Home Fire Safety Visit Performance

Fire crews have achieved 171 home fire safety visits in quarter 2 so far.

Table 3: Shows the number of Home Fire Safety visits to date in quarter two.

	Q2							
	July		August		September			
	P1	Other	P1	Other	P1	Other	Q1 Target	Q2 Actual
Edmonton	22	15					132	37
Enfield	64	29					264	93
Southgate	28	13					132	41
Total	114	57					528	171

Table 4: The below table displays the incidents attended by Fire Crews in Enfield in July 2019.

Incidents attended (July 2019)

Grouping	Incidents	Fatalities	Injuries	Rescues
Automatic Fire Alarms	76			
Chimney Fire	0			
False alarm Good intent	27			
False alarm Malicious	7			
Primary Fire	30		5	4
Secondary Fire	35			
Special Service	124		8	6
	299		13	10



Table 5: The below table displays how many fires were accidental or deliberately started in July 2019.

Motive / Cause (July 2019)

	Accidental	Deliberate	Not known
Primary fires	28	0	2
Secondary fires	18	7	10
	46	7	12



Table 6: The below chart shows the breakdown of the incidents attended by the specialist service in July 2019.

Special service incidents attended (July)

Grouping	Incidents	Fatalities	Injuries	Rescues
Advice only	2			
Animal assistance	8			
Assist other agencies	3			
Effecting Entry / Exit	31			3
Flooding	21			
Hazardous materials incident	1			
Lift release	17			1
Making safe (not RTC)	3			
Medical Incident	2		1	
No action / not specified	5			
Other rescue /release of persons	1			1
Other transport incident	0			
Removal of objects from person	2			1
RTC	19		7	
Spills & leaks	6			
Suicide / Attempt	1			
	122		8	6

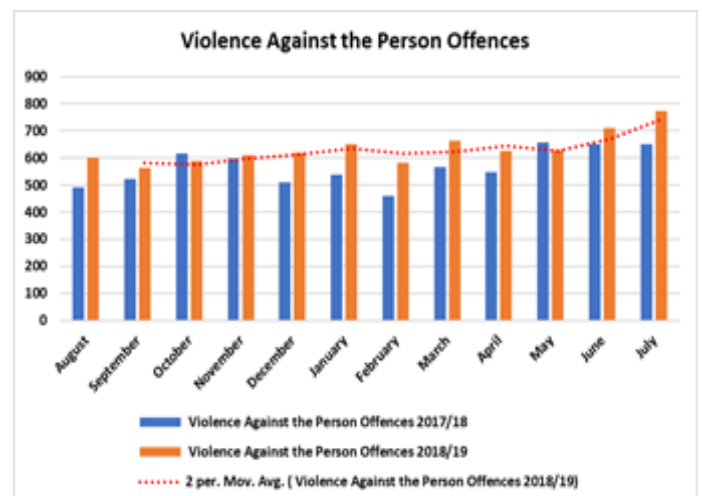


Tackling Violent Crime in all its forms.

- **Violence Against the Person in Enfield**

In the year ending July 2019 there were a total of 7614 Violence Against the Person offences (VAP)⁶ recorded in Enfield, compared to 6802 offences the previous year, equating to an increase of 11.9%. In London, there was a smaller increase of 4.7% in the same period.

VAP offences have continued to increase in July 2019, recording the highest month so far (n=772), remaining higher than the same time last year (n=650).

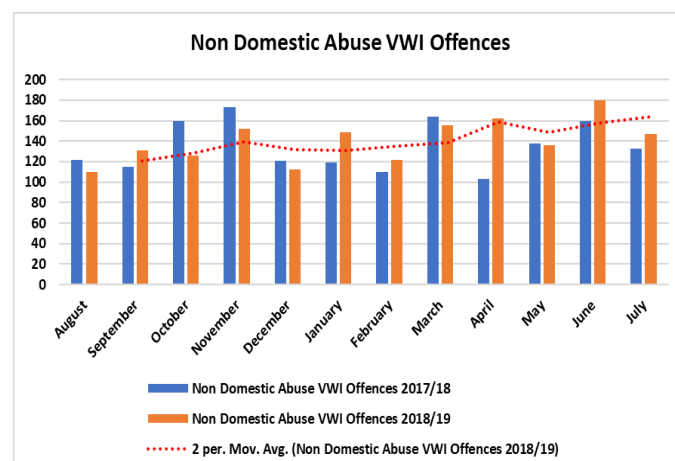


⁶ **Violence Against the Person Offences** (VAP) includes Minor Categories of Assault with Injury, Common Assault, Harassment, Murder (Homicide), Offensive Weapon, Other Violence and Wounding/GBH. All VAP offences include domestic and non-domestic related assaults.

- **Non-Domestic Violence with Injury Offences in Enfield**

In the year ending July 2019 there were 1682 offences, compared to 1618 the previous year, equating to an increase of 4%. In London there was a decrease of 0.7%.

After a decrease of offences in May 2019 recording 137, there was a significant increase in June 2019 recording 180 offences in one month, the number of offences then declined in July to 147.

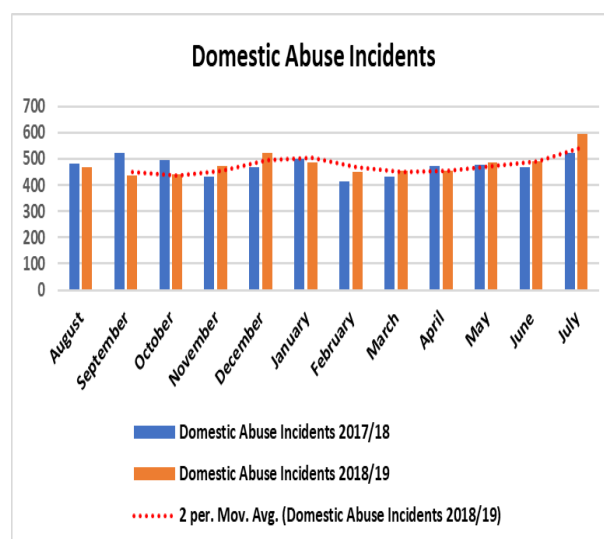


Violence Against Women and Girls (VAWG)

- **Domestic Abuse Incidents**

There were 5680 Domestic Abuse Incidents⁷ recorded in the year ending July 2019 in Enfield, compared to 5754 incidents in the previous year, equating to an increase of 1.3%. In London, there was an increase of 0.3% in the same period.

Since February 2019 domestic incidents have increased month on month and in July 2019, they reached the highest number for the year with 594 incidents, slightly higher than the same month last year (n=520).

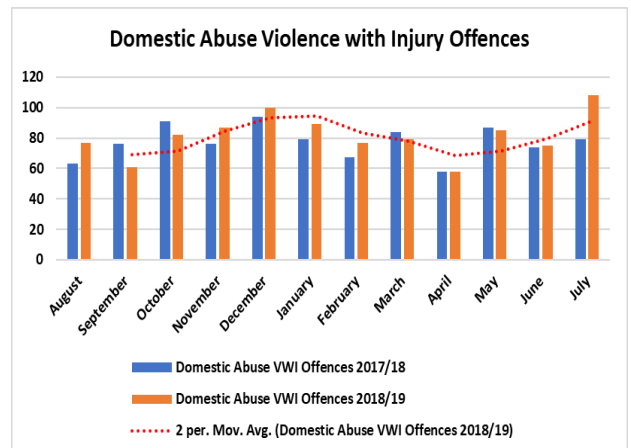


⁷ **Domestic Abuse** is defined as “Any incident of threatening behaviour, violence or abuse (psychological, physical, sexual, financial or emotional) between adults, aged 16 and over, who are or have been intimate partners or family members, regardless of gender and sexuality”.

- **Domestic Abuse Violence with Injury**

Violence with Injury offences which were domestic related have increased by 5.4% in Enfield, recording 978 offences, compared to 928 offences in the previous year. In London, there was an increase in the same period of 1.5%.

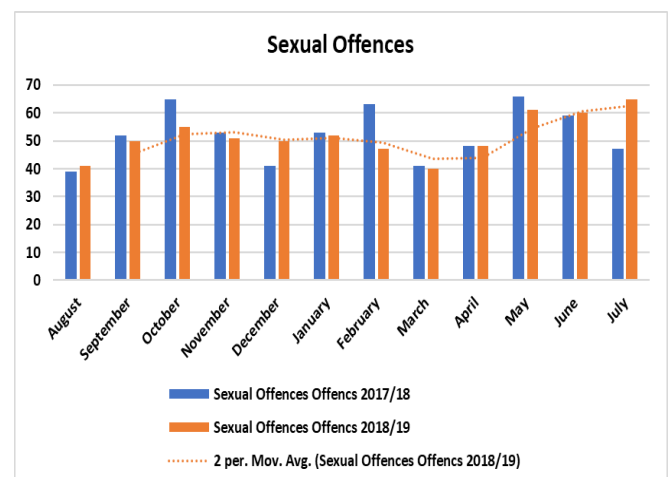
Like the recent increase in domestic related incidents, domestic abuse related injury offences also experienced the highest monthly number of offences in July 2019, recording 108. This is higher than the same time last year and significantly higher than the 75 recorded in June 2019.



- **Sexual Offences**

In the year ending July 2019, reports of Sexual Offences in Enfield decreased by 1.1%. There were 627 offences in the year ending July 2018 and 620 offences this year. In London, there was also a decrease of 1.9% in the same period.

After a decline in Enfield in the calendar first quarter of 2019, offences in April 2019 experienced an increase and offences have continued to increase to July 2019, higher than the same time last year. Once again July 2019 was the highest month with 65 offences.



Hate crime in Enfield increased by 5.2% in the year ending July 2019 recording 524 offences, compared to 498 in the previous year. In London, there was an increase of 6% in the same period.

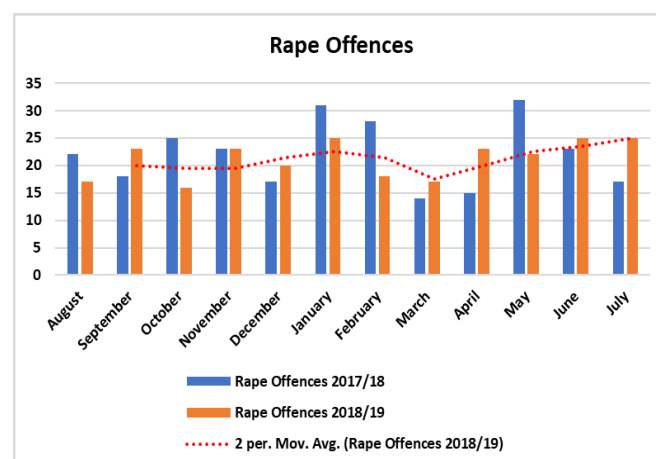
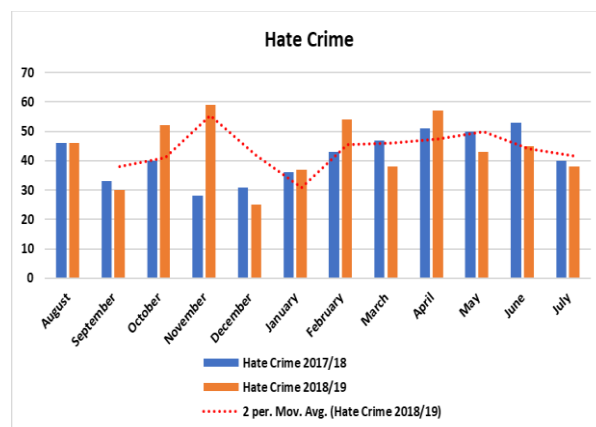
Hate crime offences in July 2019 decreased slightly recording 45 offences, compared to 38 recorded the previous month.

Homophobic reports in July 2019 decreased recording 4 offences, compared to 10 offences the previous month.

- **Rape Offences**

Rape offences reported in Enfield have experienced a decrease of 4.2%, recording 254 offence by year end July 2019, compared to 265 offences in the previous year. Enfield remains below London at a 3.4% increase in the same period.

Rape offences have remained steady over the last 2 months recording 25 offences both in June and July 2019.



There have been 540 cases have been discussed at MARAC in the 12 months to the 31st July 2019, which represents a 28% (n=117) increase in the number of referrals, compared to 423 cases the previous year. Of those referrals 14% (n=78) were repeat referrals, increasing from 17% (n=74) in the previous 12-month period.

Promoting Cohesion and Tackling Hate Crime

Table 7: The table below displays the 5 main strands of Hate Crime and the percentage change in Enfield and London.

Hate Crime Strand	Enfield 12 Months to 31st July 2018	Enfield 12 Months to 31st July 2019	% Change	London 12 Months to 31st July 2018	London 12 Months to 31st July 2019	% Change
Racist Hate Crime	402	410	2.0%	16415	17354	5.7%
Faith Hate Crime	49	49	0.0%	2196	2213	0.8%
Homophobic Hate Crime	36	45	25.0%	2268	2530	11.6%
Disability Hate Crime	8	10	25.0%	437	429	-1.8%
Transgender Hate Crime	3	10	233.3%	188	271	44.1%

*It is possible for a hate crime offence to have more than one motivating factor which is why the numbers for each strand should not be aggregated.

Dealing with Anti-Social Behaviour


In the year ending May 2019 there was a total of 9218 Anti-Social Behaviour calls, compared to 8850 calls the previous year, an increase of 4.2%. In London, there has been an increase of 8.2% in the same period.

Table 8: The below table shows the number of Anti – Social Behaviour calls over the last year by month and category.

Anti Social Behaviour Call Categories	Aug-18	Sep-18	Oct-18	Nov-18	Dec-18	Jan-19	Feb-19	Mar-19	Apr-19	May-19	Jun-19	Jul-19	Total
Rowdy Or Inconsiderate Behaviour	386	333	365	333	247	288	285	286	361	401	456	484	4225
Rowdy / Nuisance Neighbours	108	103	115	110	93	107	113	82	119	112	124	152	1338
Not Mapped	90	83	98	84	59	79	59	76	90	85	104	94	1001
Veh Nuisance / Inappropriate Use	83	58	78	65	39	59	71	59	74	82	72	96	836
Noise	53	34	44	37	31	33	33	36	46	40	54	74	515
Begging / Vagrancy	19	18	26	33	24	14	33	28	27	28	30	33	313
Fireworks	1		175	59	9	9						1	254
Veh Abandoned - Not stolen	9	22	18	13	12	23	14	11	26	25	15	27	215
Trespass	30	5	24	30	8	6	4	16	18	24	19	23	207
Prostitution Related Activity	14	13	15	9	10	8	19	9	17	13	27	19	173
Littering / Drugs Paraphernalia	9	7	7	5	5	5	2	5	5	10	7	5	72
Animal Problems	2	6	1	5	3	2	2	1	3	1	2	3	31
ASB Nuisance	1		1	1	2	1		2		1	2	2	13
Street Drinking			1	2		2		1	1		2	1	10
ASB Environmental	2	1	1		1	2	1					1	9
ASB Personal		1	1			2	2						6
Total	807	684	970	786	543	640	638	612	787	822	914	1015	9218

Table 9: The table below displays the number of Anti-Social Behaviour calls to Police by Category in Enfield.

Chart 15: The below chart displays the number of Anti-Social Behaviour calls made to Police in the last year, compared to the previous year.



Anti Social Behaviour Call Categories	ASB Calls 2017/18	ASB Calls 2018/19	% Change
Rowdy Or Inconsiderate Behaviour	3969	4225	6.4%
Rowdy / Nuisance Neighbours	1232	1338	8.6%
Not Mapped	1027	1001	-2.5%
Veh Nuisance / Inappropriate Use	758	836	10.3%
Noise	476	515	8.2%
Begging / Vagrancy	337	313	-7.1%
Fireworks	292	254	-13.0%
Trespass	307	207	-32.6%
Veh Abandoned - Not stolen	170	215	26.5%
Prostitution Related Activity	169	173	2.4%
Littering / Drugs Paraphernalia	47	72	53.2%
Animal Problems	25	31	24.0%
ASB Nuisance	14	13	-7.1%
Street Drinking	8	10	25.0%
ASB Environmental	8	9	12.5%
ASB Personal	11	6	-45.5%
Grand Total	8850	9218	4.2%

(Not Mapped category removed. Recording 1001 in 2018/19 and 1027 in 2017/18)

Begging/Vagrancy calls recorded the highest in Edmonton Green recording 36 calls through the year with 11 calls in July 2019 alone. 32 calls were recorded in Southgate Green followed by 31 calls in Palmers Green in 2018/19.

June 2019 recorded the highest number of Prostitution Related Activity calls across the whole year, recording 21 calls in Upper Edmonton ward.

Tables 10-13: The below tables display Anti-Social Behaviour Enforcement updates from 1st April to 31st July 2019.

Public Space Protection Orders			
PSPO Type	Apr-19	Jun-19	Total
Begging	2	1	3
Prostitution	0	0	0

Anti-Social Behaviour /Criminal Behaviour Orders					
Order Type	ASBO/CBO Obtained Date	Age Range when Granted	Expiry Date	Active/Expired	Gang
CBO	18/04/2019	Age 10 to 17 Years	17/04/2021	Active	No
CBO	07/06/2019	Age 10 to 17 Years	06/06/2021	Active	Yes
CBO	11/06/2019	Age 31 to 35 Years	10/06/2029	Active	No
CBO	11/07/2019	Age 25 to 30 Years	10/07/2024	Active	Yes

Section 60s						
Start date	Time	End Date	Time	Borough Wide	Wards Covered	Post code areas
01/04/2019	11:30	02/04/2019	01:59	No	Upper Edmonton Edmonton Green Haselbury	
02/04/2019	16:00	03/04/2019	06:59	No	Upper Edmonton Edmonton Green Haselbury	
03/04/2019	16:00	04/04/2019	06:00	No	Upper Edmonton Edmonton Green Haselbury	
12/04/2019	13:00	13/04/2019	00:01	No	Upper Edmonton Lower Edmonton Edmonton Green Haselbury	
16/04/2019	15:00	17/04/2019	06:00	No	Upper Edmonton Edmonton Green Haselbury	
17/04/2019	14:00	18/04/2019	04:00	No	Edmonton Green Upper Edmonton	
18/04/2019	23:30	19/04/2019	14:30	No	Haselbury Edmonton Green Upper Edmonton	
13/05/2019	15:00	14/05/2019	05:00	No		N9 EN3
31/05/2019	18:00	01/06/2019	05:00	No	Chase Turkey Street Enfield Lock	
24/06/2019	16:10	25/06/2019	05:00	No	Upper Edmonton Edmonton Green	
25/06/2019	16:00	26/06/2019	02:00	No	Upper Edmonton Edmonton Green	
26/06/2019	18:00	27/06/2019	05:00		Upper Edmonton Lower Edmonton Edmonton Green	
09/07/2019	17:05	10/07/2019	05:05		Haselbury Edmonton Green Upper Edmonton	
26/07/2019	15:45	27/07/2019	04:00	No	Upper Edmonton Lower Edmonton Edmonton Green Haselbury	
27/07/2019	11:00	28/07/2019	03:00		Upper Edmonton Lower Edmonton Edmonton Green Haselbury	

Closure Orders			
Address	Date Issued	Expiry Date	Extension Date
Plevna Road N9 0LB	15/05/2019	16/08/2019	14/08/2019

2. RECOMMENDATIONS

To note/receive the report for information;
Debate the issues and provide comments.

This page is intentionally left blank

LFB work to reduce crime

1) LIFE – Local Intervention Fire Education.

LIFE is an intensive four-day course facilitated by Fire and Rescue staff and firefighters at fire stations for young people between the ages of 14 and 17. The course is based on the role of the firefighter and participants take part in a range of activities which include using ladders, wearing breathing apparatus, carrying out casualty rescue techniques and first aid. The programme offers the opportunity to develop a range of skills which include leadership, social skills, communication and team work. In addition to this participants are educated about fire safety prevention, consequences, healthy living, and road safety. The aim of the course is to develop skills and experience to deter young people from anti-social behaviour, as well as learn skills to enable them to succeed and live safe and healthy lives.

Since 1st April 2019, 3 LIFE courses have been held at Tottenham Fire Station covering the boroughs of Enfield and Haringey.

01-04 April

29 April- 02 May

03- 06 June

2) Juvenile Firesetters Intervention Scheme (JFIS)

The education-based programme works with the child and their family to address the fire-setting behaviour through identifying its cause, looking at the consequences of such actions and providing one to one, tailored fire safety education and advice. The team are currently working with 4 young people in Enfield.

3) Safe Drive, Stay Alive (SDSA)

SDSA is an annual road safety theatre production education initiative. The main method for safety message delivery is through five speakers who share stories of personal experiences with road traffic collisions. It is aimed at young people (aged 17 to 25 inclusive) pre-learner, learner, newly qualified drivers and their passengers. SDSA seeks to influence young people's attitudes and behaviours toward five risk-relevant driving practices (distractions such as mobile phones, seat belt use, drink and drug driving, speeding, and peer-pressure to engage in risky driving). LB of Enfield have been a long-time deliverer of SDSA in partnership with LFB, LAS and the Met and this is usually in October.

4) Visual Audits

The Brigade has a continued focus on reducing the number of deliberate fires in London. In order to achieve even further reductions, staff will carry out regular visual audits to areas where communities have suffered a high number of deliberate fires.

The aim of visual audits is to protect people (both the public and fire-fighters), property and the environment from harm by using our statutory responsibility to prevent fires.

The objectives of visual audits are:

- To make London safer for the people we serve by:
 - Identifying and reducing materials that can be used to fuel deliberate fires
 - Protecting the environment and property from harm
 - Reducing opportunities for antisocial behaviour
 - Reducing the economic and operational impact of deliberate fires

- To promote community partnership working by:
 - Working collaboratively to gain support and resources to minimise and address identified issues
 - Reporting issues to partner agencies as appropriate
- To identify potential arson targets by:
 - Identifying buildings that may be at risk of deliberate fire setting
 - Visiting areas with high volumes of deliberate fires

5) Junior Citizens Events

- Junior Citizens (JC) events are multi agency events run by the Police or Local Authority. London Fire Brigade (LFB) has been participating at borough level in JC events for many years.
- The events target schoolchildren between 9 – 11 years and take them through interactive scenarios from which they learn important safety information. The LFB activity station teaches children about smoke detection and escape from fire. In some JC events LFB have two activity stations, the second teaches children about fire hazards and reducing risks of fires in the home.

Upcoming Work

- The first Enfield Fire Cadet Unit for 14-17-year olds will open in early 2020 at a fire station to be confirmed. The year long course which will have inputs on crime prevention, impact of gangs, knife crime etc will be attended by 15 Fire cadets and supporting volunteers.
- LFB, Met Police and LAS are launching a joint project in 2020 (date TBC) called 'Safety First' which will offer a free one day visit to secondary schools (Year 8s) in Enfield on consequences covering topics like arson, PREVENT, gangs, knife and gun crime etc.

MINUTES OF THE MEETING OF THE CRIME SCRUTINY PANEL HELD ON THURSDAY, 28TH MARCH, 2019

MEMBERS: Councillors Lee David-Sanders (Chair), Kate Anolue (Deputy Mayor), Chris Dey, Rick Jewell, Bernadette Lappage and Mahtab Uddin

Absent: Councillor Claire Stewart

Officers: Andrea Clemons (Head of Community Safety), Dawn Evans (Community Safety Intelligence Officer), Daniel Hunt (ASB Co-Ordinator, Community Safety Unit), Susan O'Connell (Governance & Scrutiny Officer), Stacey Gilmour (Governance & Scrutiny Secretary)

Also Attending: T/Superintendent Neil Billany (North Area BCH), Inspector Erica Crawshaw (Neighbourhoods Inspector for Enfield), Enfield Youth Parliament Representative, Simon Allin (Newsquest North London), 10 members of the public.

1046. WELCOME AND APOLOGIES

The Chair welcomed all attendees to the meeting and said how pleased he was to see such a great turnout. An apology for lateness was received from Councillor Chris Dey.

1047. DECLARATIONS OF INTEREST

There were no declarations of interest

1048. SSCB PARTNERSHIP PLAN AND STRATEGIC PRIORITIES

Andrea Clemons, Head of Community Safety provided a progress update highlighting the following:

- i) Andrea thanked the Committee for the opportunity to provide the performance update and reminded Members that it is framed to support Enfield's Partnership Plan (4 years – 2017-2021).
- ii) The crime agenda is very dynamic, and things change therefore it is important to regularly review the plan.
- iii) Members were reminded of the priorities in the Partnership Plan which are:
 - Reducing burglary and keeping people safe at home;
 - Tackling violent crime – in all its forms
 - Keeping young people safe and reducing their risks from crime;
 - Promoting cohesion and tackling hate crime;
 - Dealing with anti-social behaviour.
- iv) A recent strategic assessment showed that the above were still relevant priorities. There was also a suggestion of including vehicle crime as a priority however, although it is recognised that this is an important crime, the harm caused by it is less than that caused by

CRIME SCRUTINY PANEL - 28.3.2019

violent crime so the decision was made not to include it as a priority, which would require one of the other priorities being dropped, although work will continue in the usual way around combating vehicle crime.

- v) Enfield's Safer & Stronger Communities Board will be meeting next week at which time a new Action Plan will be developed and Andrea agreed to report on this at the next meeting of the Crime Scrutiny Panel.

Action: Andrea Clemons, Head of Community Safety

1049. COMMUNITY SAFETY PERFORMANCE

Andrea Clemons Head of Community Safety presented this report and highlighted the following:

- i) Andrea thanked the Committee for the opportunity to provide the Community Safety Performance Report. She said that she would be focussing tonight on Violent Crime and Anti-Social Behaviour but would be happy to answer questions on any aspect of the report.
- ii) Total notifiable Offences in Enfield have increased by 10.3% in the year ending February 2019. In London, there has been a smaller increase of 2.1% in the same period.
- iii) Residential Burglaries have increased by 13.5% in the year ending February 2019.
- iv) Serious Youth Violence has decreased in the last year in Enfield by 5.8% and London has also experienced a similar decrease of 5.1% in the same period. Enfield is currently the 3rd highest borough in London for Serious Youth Violence victims.
- v) Domestic Abuse with Injury has increased in Enfield by 4.9% in the year to February 2019. ASB calls have reduced in Enfield by 2.2% in the year ending February 2019, compared to the same period in the previous year.
- vi) The borough of Enfield recorded the fourth highest number of Serious Youth Violence victims out of all the 32 boroughs, consequently dropping from worst (1st) borough at the end of February 2019 and is almost level with our bordering borough Haringey, recording 378 victims in the same period, equating to an increase of 11.2% in the last year.
- vii) Graphs were included in the report detailing Enfield's position out of the 32 London boroughs for gang related offences.
- viii) In the year ending February 2019 Knife Crime in Enfield has increased by 9.7% compared to the previous year. London has experienced a smaller decrease of 0.3% in the same period.
- ix) Non-Domestic Knife Crime injury victims under the age of 24 make up nearly 50% (n=87) of all knife crime injury victims in Enfield and overall there has been a reduction of 8.4%, recording 87 victims in the last year, compared to 95 the previous year.
- x) Enfield recorded a total of 50 Gun Crime Personal Robbery offences, compared to 17 recorded the previous year.
- xi) There were 2496 Residential Burglaries in Enfield in the year ending February 2019, compared to 2200 in the previous year, an increase of

CRIME SCRUTINY PANEL - 28.3.2019

- 13.5%. Enfield is significantly above London which recorded an increase of 3.4% in the same period.
- xii) Residential Burglaries in Enfield experienced a reduction in February 2019 after a peak in January 2019 and remain slightly higher than this time last year.
 - xiii) A new rollout of MetTrace has been confirmed for 2019, areas and timescales have yet to be confirmed.
 - xiv) Anti-Social Behaviour (ASB) calls have reduced in Enfield by 2.2% in the year ending February 2019. In London, there has also been a decrease of 1.6% for the same period.
 - xv) The report included further information on each of the priorities in detail and provided figures, analysis and data. Tables showing the types of orders issued were discussed and explanations provided.
 - xvi) With regards to Issues and Challenges it was noted that the levels of crime are compared on a rolling 12-month basis and as a result of changed time periods, certain crimes are showing reduced numbers. If levels of Hate Crime, Rape, Sexual Offences, Knife Crime with Injury and Possession of Knives along with Serious Youth Violence continue to reduce, significant reductions after May 2019 should be able to be demonstrated.

The following questions and comments were raised:

- Overall Serious Youth Violence has fallen but remains high.
- The fall in the reduction of violent crime in Enfield could be attributed to more Police Officers on the streets carrying out stop and searches. There had been almost double the amount of stop and searches in February, with about half having taken place in higher crime wards along the border with Haringey.
- The recent merger between Enfield and Haringey's police forces to a shared command unit could also be having an impact, as it means resources can be deployed either side of council borders.
- Enfield had benefited from an increased police presence in February after a spate of incidents left the borough with the highest rate of Serious Youth Violence in the capital in the year to November 2018.
- Although the borough's knife crime rate rose by nearly 10% in the 12 months to February 2019 this may also be as a result of having additional Police Officers on the borough as they have uncovered these extra offences.
- Residents and Councillors raised concerns about the number of recent incidents in which school children had been attacked during their lunchbreaks and after school, resulting in their possessions and even their clothes being stolen.
- A/Superintendent Neil Billany from the Met Police's North Area Command Unit confirmed that as a result of these incidents more Police Officers had been deployed to problem areas such as Enfield Town to combat this trend. He also added that Police Officers had been into schools to give pupils advice on how to stay safe and protect themselves

CRIME SCRUTINY PANEL - 28.3.2019

- He also advised that there were 40 Police Constables linked to schools in Enfield and Haringey and pupils could go to them for advice or to report incidents. It was recognised however that one of the problems faced is making sure pupils are confident enough to approach and talk to these Police Officers. In response to claims that many pupils are not aware of the existence of the school Police Officers T/Superintendent Billany agreed to look at ways of raising awareness so that their presence is known resulting in more positive engagement between pupils and Officers.
- Andrea Clemons, Head of Community Safety said that in addition to the ongoing police work Enfield Council are also looking at additional measures to address the increase of recent attacks on school children in Enfield, including looking at increasing CCTV around the town centre, particularly in Enfield Market Square and Holy Walk. However, there are some conservation issues around this with regards to trees, lamppost designs etc but it was hope that that this would be resolved moving forward.
- Discussions took place on the Enfield Community Patrol Project, an initiative supported by Love Your Doorstep, Enfield Town Business Retailers, Metro Bank, Local Policing Teams and the Headteacher of Enfield Grammar School. This community lead scheme had been set up to provide extra eyes and ears for the police and to empower community spirit by working together. The scheme involves a parent patrolling rota which consists of volunteers in high-vis jackets who assist by way of an adult presence in and around Enfield Town during school morning, lunch and home times with a view to helping to keep the local school children safe from harm.
- Feedback as a result of this initiative had already been very positive with local school children reporting that they felt less anxious walking to and from school and during their lunch hours due to the presence of the Community Patrol.
- T/Superintendent Billany said that the safety of the Community Patrol volunteers is paramount, so police advice if witnessing an incident would always be to step back and contact the police. However, having this Community Patrol in place means that the police now have very reliable witnesses to any crimes that do take place, which is very positive as this is not often the case.
- With regards to supporting the young victims of the above crimes it was suggested that more work needed to be done and Andrea agreed to talk to Enfield Council's Children's Services to ask what support is currently in place and what more can be done.

Action; Andrea Clemons, Head of Community Safety

- Information was provided on activities and events planned across the borough during the Easter holiday. This included free boxing lessons at Edmonton Eagles and various basketball events had also been commissioned, these were in addition to the usual youth club activity programme. It was hoped to extend these activities beyond the two-week Easter holiday if resources allowed.
- The advertising and promotion of community events and public meetings was also discussed, and it was agreed that there needed to

CRIME SCRUTINY PANEL - 28.3.2019

be better engagement and effective communication with residents. Methods of communication also needed to be reviewed as not everyone had use of the internet and emails.

- Members discussed a recent review undertaken by Croydon's Safeguarding Children's Board - 'Vulnerable Adolescent Thematic Review'. The review considered a cohort of 60 vulnerable young people with either poor outcomes or considerable concerns, with a view to determining whether there were any patterns in the children's experiences which could inform and improve future planning. The review also addressed early intervention and where this may have proved beneficial. Members commented on the reduction in Serious Youth Crime rates in Croydon and questioned whether this was a result of working practices following the outcome of the review? The Chair said that it was a very open and transparent review and felt that it would be a very good read for Members of the committee, especially given the similarities between the London Boroughs of Enfield and Croydon in terms of population and demographics. It was agreed that a copy of the review would be circulated to Members.

Action: Susan O'Connell, Governance & Scrutiny Officer

The Chair thanked Andrea for her update as well as Dawn for providing all the statistics and information over the past year which has provided the committee with a clear picture with regards to crime rates in the borough and where we are at.

1050. STREET PROSTITUTION & BROTHELS IN ENFIELD

RECEIVED a report from Daniel Hunt, ASB Co-ordinator, Community Safety Unit.

NOTED:

- Enfield has historically had an issue with street sex work, which is mainly being reported in the Fore Street area (Upper Edmonton Ward).
- In contrast knowledge of the locations of brothels suggests that they are located more widely across the borough.
- Over the past few years the profile of sex workers has changed from being local females, known to be Class A drug dependent users to largely being eastern European females. There are however still a high number of Class A drug dependent users still actively working in the area.
- The eastern European sex workers have previously stated to police and others that they are here as economic migrants with the purpose of earning as much money as possible to send back home to their families. However, it is believed that there may be the possibility that this activity is being controlled and there may be instances of human trafficking taking place.
- As part of its response to these issues Enfield Council has previously commissioned outreach work delivered by the Terrance Higgins Trust to work with sex workers around their sexual health. Joint operations

CRIME SCRUTINY PANEL - 28.3.2019

have also been carried out with the police and immigration to the Fore Street area and to other known brothel locations. The Salvation Army also conducts outreach work in the Fore Street area to offer assistance to the sex workers who may have been trafficked.

- vi) MOPAC (Mayors Office Policing and Crime) provided resources to deliver the Change Program in Enfield. This program is run independently and is ultimately self-funding. It is a conditional cautioning option offered to people arrested for and pleading guilty to kerb crawling. Individuals attend a one-day program which highlights the personal, social and legal issues with using sex. This program has been used in several other areas with a high degree of success in stopping re-offending.
- vii) MOPAC funding is also being used for a Display Vehicle which has been used in the Fore Street area making people aware of the issues and warning people not to use sex workers.
- viii) This is part of a targeted communications campaign which also includes posters, which are currently placed in bus stops reminding kerb crawlers of penalties for kerb crawling activity.
- ix) Enfield Council has also implemented a Public Spaces Protection Order which applies to the whole of the borough and prohibits prostitution related activity. This new power has allowed for the Police and Council to carry out more targeted operations from which fixed penalty notices have been issued on individuals.
- x) Enfield Council also work with landlords where brothels have been reported to ensure they are taking action to stop the activity which has an impact in the community.
- xi) Local data information was provided in the forms of charts and tables. In the year 14th March 2018 to 13th March 2019 there have been 126 calls to the Police about 'Prostitution Related Activity', compared with 118 calls recorded in the same period for 2017/18.

Following Daniel's update the following questions/comments were raised:

- Further information was provided on the issues and challenges faced which included a high turnover in sex workers every few months, the numbers of sex workers in the area, a large number of kerb crawlers not having English as their first language meaning they are unable to be offered the Change Program, high resource costs for coordinated council and police operations plus lack of funding to commission further outreach work on a more regular basis.
- Work will continue to: issue Fixed Penalty Notices to kerb crawlers, promote the Salvation Army's 24hr number that will be issued to sex workers who may be trafficked or need other support, physical changes will be made to affected areas to reduce opportunities for crime and work will continue to monitor locations of reported brothels in the last year and identify landlords that have repeatedly allowed their properties to be use for prostitution related activity and take legal action.
- Erica Crawshaw provided information on coordinated police and council work taking place which included a five-week activity plan

CRIME SCRUTINY PANEL - 28.3.2019

which would see the emphasis paced back on the sex workers as well as stepping up enforcement and focusing on outreach work. At the end of the five-week period success will be measured by whether the situation has improved, if the girls have changed etc.

- Leaflets (in five different languages) will be handed out to men parked up in cars for seemingly no apparent reason advising on the legislations around kerb crawling.
- It is often very hard to divert the sex workers away from this type of business as this is usually what they have come to England for. However extensive outreach work continues in the hope of building trust between the sex workers and the outreach teams.
- Discussions took place about Operation Make Safe and the work that takes place in the borough around exploitation and safeguarding.
- There is no direct correlation between areas in the borough with high levels of prostitution and those with high levels of serious youth violence. This could be very much to do with the area/environment which can unfortunately be very hard to change as certain behaviour and activities become entrenched. It is therefore important to make generational changes around education etc. so that history doesn't repeat itself.
- Members thanked Daniel and his team for their outstanding work. The Chair also thanked Daniel for his informative and interesting report and felt that although there was a lot to digest, it was reassuring to hear that a lot of work had taken place to tackle this issue and was encouraged to hear that there would be a continued focus on this moving forward.

1051. NORTH AREA BASIC COMMAND UNIT UPDATE

RECEIVED an update from T/Superintendent Neil Billany North Area BCU (Enfield and Haringey) – Neighbourhoods.

NOTED:

- i) Enfield and Haringey Police merged on the 9th January 2019 to form the 'North Area basic Command Unit'.
- ii) This is part of a wider efficiency driven project across London that has seen the 32 traditional borough command units come together to create 12 BCU's.
- iii) Since 9th January officers and staff have been assumed from two additional commands, with Child Abuse Investigations and Serious Sexual Offences now being managed and investigated locally.
- iv) The North Area BCU is currently led by DCS Helen Millichap with a wider SLT of 5 Superintendents and 6 Chief Inspectors. DCS Millichap will be leaving on 12th April 2019 at which point DCS Trina Fleming will take up the post. Superintendent (Neighbourhoods) Nigel Brookes had now left the MET to join Kent Police and Neil advised that he would only be covering the post temporarily until 8th May 2019.

CRIME SCRUTINY PANEL - 28.3.2019

- v) An update on each strand was provided namely; Headquarters, Emergency Response Teams (ERT), Neighbourhoods, Local Investigations and Safeguarding.
- vi) Since the 9th January response times are closely monitored as a key indication of how the merge is progressing. Response times have improved slightly since the point of 'go live' and are better than this time last year for both Enfield and Haringey.
- vii) Inspector Erica Crawshaw remains the Neighbourhoods Inspector for Enfield, with all 7 Sergeants working across the wards at the point of going live remaining in post.
- viii) Work is ongoing to find suitable accommodation for the losses of Southgate and Enfield Police Stations, with wards teams needing to remain base don, or close to, their allocated area in order to reduce travelling time and spend more time on the streets.
- ix) The Safeguarding Team is largely based at Edmonton Police Station with pan-BCU responsibility. Amalgamation of officers from the Child Abuse Command and Sapphire (Serious Sexual Offences) has seen new officers join the BCU, however the remit on Safeguarding is now larger than before, so comparisons around total officer numbers would be misleading at this stage.
- x) It is also fair to say that Enfield has benefited greatly of late from additional resources posted to the borough on a long-term basis, from the Territorial Support Group, the Violent Crime Taskforce, armed officers and mounted branch and dog patrols.

Following Neil's update the following questions/comments were raised:

- Challenges faced since the merge on 9th January were discussed and various questions were raised.
- With regards to vacancies and the timescales for filling these Neil advised that conversations were currently taking place on how data will be presented across all 12 BCU's and it was hoped that this would be available shortly.
- Discussions took place regarding Section 60's and how and when these were used.
- Information was provided on the local CAPE meetings. These are an opportunity for members of the public, Police Neighbourhood Teams and Councillors to come together to discuss any issues and concerns in the ward, talk about crime figures and set priorities. All information regarding the CAPE meetings can be found on the MET Police website.
- Members agreed that it was very important for the Neighbourhood Police Officers to attend the CAPE meetings as they provided the perfect opportunity to hear from residents what was going on in their wards as well as sharing ideas and good practice.
- Inspector Erica Crawshaw said that in terms of the CAPE meetings Neighbourhood Officers were expected to attend and if this was not happening it should be flagged up. She went on to say that it was important for the CAPEs to be reflective of local communities, therefore if that meant changing the time that the meetings were held to allow for

CRIME SCRUTINY PANEL - 28.3.2019

better attendance then so be it. It may also be worth looking at the frequency of the meetings to allow for enough time between each one for action to be taken on any issues raised. Each CAPE is individual and should therefore be set up in a way that works best for the ward.

- Residents were also encouraged to attend their local Ward Forum meetings which again were attended by Councillors and the Police. All meeting dates are advertised on the council website at www.enfield.go.uk.

The Chair thanked Neil and Erica for their update and said that he looked forward to receiving future updates as the North Area BCU progressed.

1052. MINUTES OF THE MEETING HELD ON 10 JANUARY 2019

AGREED the minutes of the meeting held on the 10th January 2019.

1053. WORK PROGRAMME 2018/19

NOTED and agreed the Work Programme 2018/19

1054. DATES OF FUTURE MEETINGS

NOTED that this had been the last meeting of the Panel for the 2018/19 Municipal Year. The dates of future meetings will be agreed at the meeting of Annual Council on 8th May 2019.

The Chair thanked Members for their attendance on the Panel over the past year and also thanked officers and the Police for their continued support and guidance on issues which was very much appreciated. He also thanked the Youth Parliament Representatives and members of the public for their regular attendance and engagement too.

This page is intentionally left blank

MINUTES OF THE MEETING OF THE CRIME SCRUTINY PANEL HELD ON THURSDAY, 13TH JUNE, 2019

MEMBERS: Councillors Lee David-Sanders, Daniel Anderson, Anne Brown, Katherine Chibah, Hass Yusuf and Joanne Laban

Officers: Andrea Clemons (Head of Community Safety), Susan O'Connell (Governance & Scrutiny Officer)

Also Attending: Councillor Nneka Keazor, Cabinet Member for Community Safety & Cohesion, Superintendent Farooq Sheikh and 4 members of the public

18. WELCOME AND APOLOGIES

Apologies for absence were received from Cllrs Dey and Eren and Askin Erozkal. Cllr Laban was substituting for Cllr Dey.

The Chair welcomed everyone to the meeting.

The Chair declared a non-pecuniary interest in that he is the Barnet, Enfield and Haringey Greater London Authority Conservative candidate.

19. PURPOSE OF THE EVENING

The Chair explained that the purpose of this informal meeting was to receive details of priorities for the coming Municipal Year including key issues and then for the members to discuss the work programme for the crime scrutiny panel.

Cllr Anderson was elected as Vice Chair for the Crime Scrutiny Panel for the municipal year.

20. NATIONAL CONTEXT/ LOCAL PRIORITIES

Councillor Keazor provided a Cabinet Member's perspective. She highlighted key areas of focus as:

- Burglary
- Tackling Youth Crime. There will be public events in Edmonton two weeks before the school holidays, the young mayor and deputy mayor will attend. This will include showcasing available summer activities

CRIME SCRUTINY PANEL - 13.6.2019

- Working with faith and hard to reach communities. There will be events with the Somali community, faith groups and the parent engagement panel. There is also work being undertaken with the Pupil Referral Unit supporting both the young people and their parents.

Andrea Clemons, Head of Community Safety Team introduced herself and advised that at the start of the financial year the Safer & Stronger Communities Board (Enfield's Crime Reduction Partnership) agreed to retain the priorities with a refreshed action plan. The priorities are:

- Reducing burglary and keeping people safe at home;
- Tackling violent crime – in all its forms
- Keeping young people safe and reducing their risks from crime;
- Promoting cohesion and tackling hate crime;
- Dealing with anti-social behaviour

As part of the process of setting priorities MOPAC (Mayor's Office for Policing and Crime) suggested that vehicle crime was included. However, the priorities did not change as the board felt that they wish to focus on the high harm offences.

Andrea highlighted the following:

- Looking at holding a community MARAC (Multi Agency Multi Agency Risk Assessment Conference) to look at ASB.
- Total Notifiable Offences are up around 10% in the last 12 rolling month. This is twice the average increase across London

Andrea suggested that when the Panel set their priorities for their work programme these were areas that they may want to include:

- Invite other partnership groups on the SSCB to hear about their work such as the Fire Brigade
- Burglary has seen increases
- Serious Youth Violence whilst there has been a 5 % reduction over the last 12 rolling months. Enfield is still the 3rd highest in London. The panel may also wish to explore robbery and or knife crime within this.

Superintendent Farooq Sheikh then introduced himself and his background. The priorities for the BCU (Basic Command Unit) are to reduce crime and disorder, increase trust and confidence in the police and ensure that justice prevails.

He endorsed everything Andrea had said. He has been in post one month and is looking how the figure for total notifiable offences can be brought down and what resilience the police have. Members were advised that Enfield now has 2 marked police vehicles. He wants to ensure that there are police officers where the demand is and at the right time, creating a more visible police presence to prevent crime in the first place. He is looking at using Pulse patrols, where an increased number of officers are in an area for a period to patrol the area, actively engage with the public to gather any intelligence on issues and deter criminals from operating in the areas. This proactive style of policing which will involve looking at officer shift patterns

CRIME SCRUTINY PANEL - 13.6.2019

Other key police issues:

- Reduce TNO'S particularly burglary.
- Dismantling and disrupting organised crime

The following discussions were held, and questions raised:

- Members were keen on the use of pulse patrol and suggested that these could be used in Bowes Ward.
- Burglary felt better communication needed on this, residents should feel that this is treated seriously, and offenders will be apprehended. Supt Sheikh provided assurance that he takes burglary very seriously and its effects on the person their family and the neighbours.
- The issue of prostitution was raised, and the pictures have been shared on social media of activities occurring outside people's homes and the distress this causes. Further discussion took place on prevention and enforcement activities that have occurred on this including actions taken for residents on public health concerns. It was noted that prostitution is an issue in many areas
- Would like to see more people involved in CAPE meetings.
- Cllr Anderson had posted on social media inviting residents to list areas of concern and they had identified the following:
 - Burglary
 - Shop lifting (of both small and large stores)
 - Modern slavery
 - A10 speeding
 - A406 speeding and aggressive begging at junctions
 - Parks- residents had a perception that some are becoming no go areas
 - Wanted to see increased police presence which provides a sense of security

Q: Why is Enfield the 3rd highest in London for Serious Youth Violence?

A: There are a variety of factors such as; Enfield has the 4th largest youth population in London, significantly more than half of these live in the eastern corridor in areas which overlap with areas of deprivation. Many young people travel in and out of the borough to attend school. There is a link to the end of the school day and violence taking place up to 3 hours afterwards. It is very important that any activities are in the right place at the right time and target those most vulnerable.

Q: What are the anticipated objectives from the meetings with young people?

A: The objectives are; to engage with more young people, hear issues from them and see how the council can support them; showcase activities and projects and and their locations, engage with parents making them aware of what is available and where they can go to for support

Q: Do the police still run 5 a side football events as this seems is a good way to engage and connect with young people?

CRIME SCRUTINY PANEL - 13.6.2019

A: This does still happen Supt Sheikh will explore further. The police have organised basketball events with Enfield Scorpions using Oasis School hall, this has involved contributions from lots of different partners.

Q: What are the vacancy rates across the Met and how does Enfield compare?

A: The figures from earlier in the year showed that there are vacancy rates of around 5% across London. However, lots of new recruits are coming through Hendon and the police are still recruiting. There will still be officers leaving for a variety of reasons but there are more officers coming in than leaving.

The Chair thanked Cllr Keazor, Superintendent Sheikh and Andrea Clemons for their contributions and looked forward to working with them.

21. PLANNING THE PANEL WORK PROGRAMME 2019/20

NOTED the standard items as follows:

- SSCB Partnership Plan
- SSCB Performance Management

3.2 Various discussions took place and the following suggestions were put forward to look at as part of the Work Programme:

- Prostitution
- Update from the Fire Brigade (on the work they are doing to reduce crime)
- Burglary
- Cuckooing
- Parks (issues of safety and vandalism)

The Chair and Vice Chair will meet to agree one further item.

22. DATES OF FUTURE MEETINGS

The dates were noted as follows:

- 12th September 2019
- 28th January 2020
- 17th March 2020

The Role of Scrutiny in Meeting the Public Sector Equality Duty

The Overview and Scrutiny Committee has a key role to play in ensuring that the Council meets all the statutory duties under the Public Sector Equality Duty of the Equality Act 2010, particularly in ensuring that the authority has due regard to the needs of diverse groups when designing, evaluating and delivering services in order to –

- eliminate unlawful discrimination, harassment, victimisation and any other conduct prohibited by the Act.
- advance equality of opportunity between people who share a protected characteristic and those who do not.
- foster good relations between people who share a protected characteristic and those who do not.

In order to do this, the Overview and Scrutiny Committee will scrutinise the Council's Equality and Diversity Action Plan and Annual Achievement Report each year to monitor the Authority's performance. The OS Committee will be flexible enough to pick up on issues of inequality, wherever they arise in the Council work programme, or to delegate to individual workstreams for investigation. OSC has a key role in providing a 'critical friend' challenge to the Council's strategic equality objectives and scrutinising performance in delivering those objectives.

In addition, as part of their normal work programme, each workstream will (where relevant and proportionate) -

- request information about the equality impact assessments/analyses that have been undertaken whenever discussing proposals for new policies or future plans, or for current services, to inform their comments on those proposals or services
- examine these assessments/analyses of impact in detail to check if they are robust and have been developed based on strong evidence and appropriate engagement
- question and consider whether appropriate people have been involved and engaged in developing equality objectives and plans, and when assessing the impact of policies and proposals.
- when procurement award criteria and contracts are determined, consider whether or not specific equality stipulations are required
- Scrutiny may also wish to investigate the accessibility of equality and other published documents, asking questions such as –
 - what is done to promote these documents?
 - what languages or formats is the information available in?
 - which documents are most regularly required?
 - how aware are the public of the Authority's equality plans and performance?

CRIME SCRUTINY PANEL: WORK PROGRAMME 2019/2020

WORK	Thursday 13 June (Work Planning)	Thursday 12 September	Tuesday 28 Jan	Tuesday 17 Mar
Deadline for sending papers to Scrutiny Team	N/A			
Panel Work Programme 2019/20 – To consider the Panel work programme	Agree work programme			
Standing Items				
SSCB Partnership Plan & Strategic Priorities – To review the development of the Plan and strategic priorities for 2019 – 20.		Verbal update		Progress Update –
SSCB Performance Management – provide a monitoring overview on performance of SSCB		Monitoring Update	Monitoring Update	Monitoring Update
Briefings, Monitoring & Updates:				
Update from the Fire Brigade (on the work they are doing to reduce crime)		Report		
Prostitution				Report
Burglary			Report	
Cuckooing			Report	
Parks (issues of safety and vandalism)		Report		

Please note that the above programme maybe subject to change during the course of the year